REVISIONE / REVISION				
Rev.	Descrizione/Description	Data/Date	Emesso da/Emitted by	Approvato da/Approved by

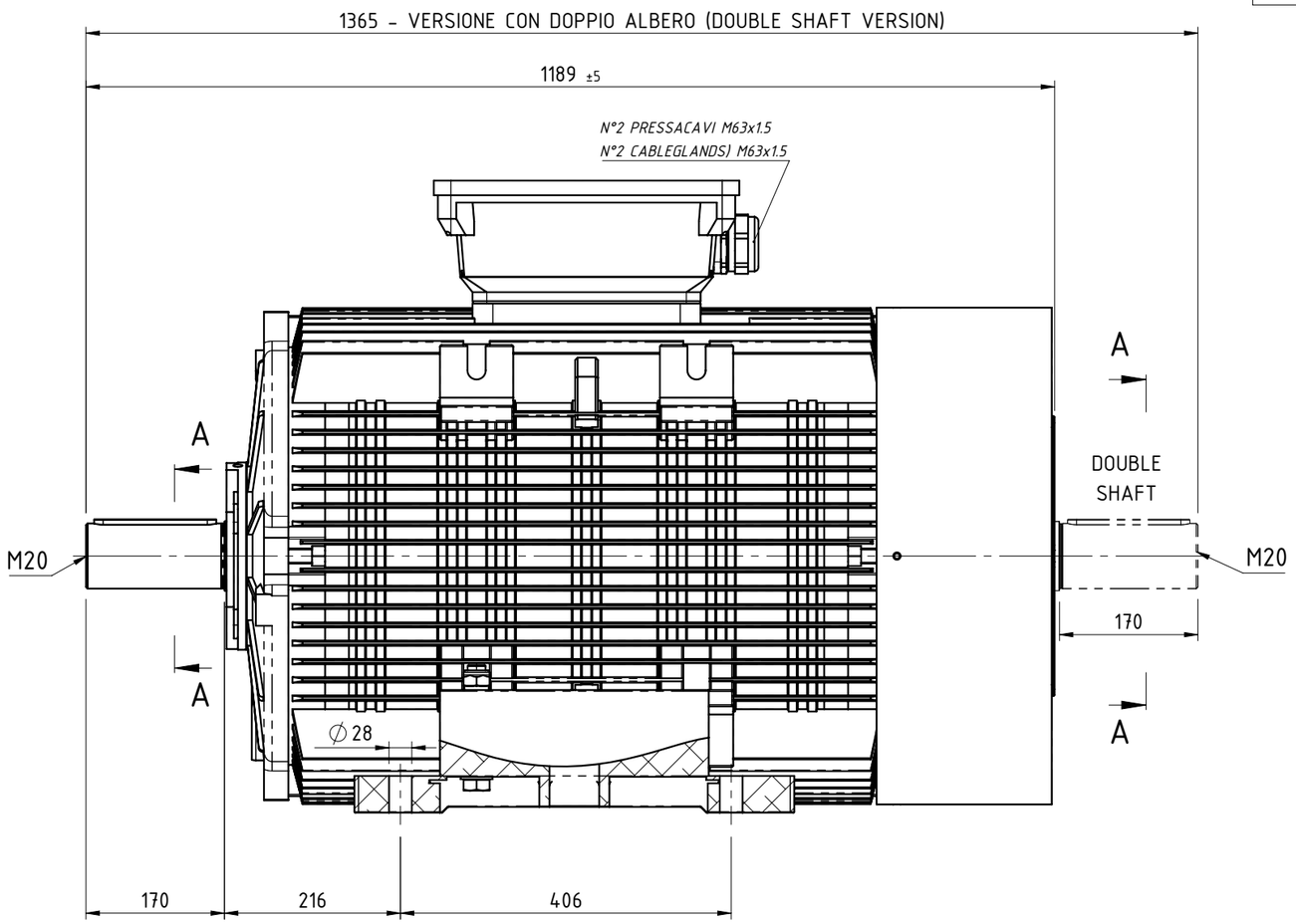

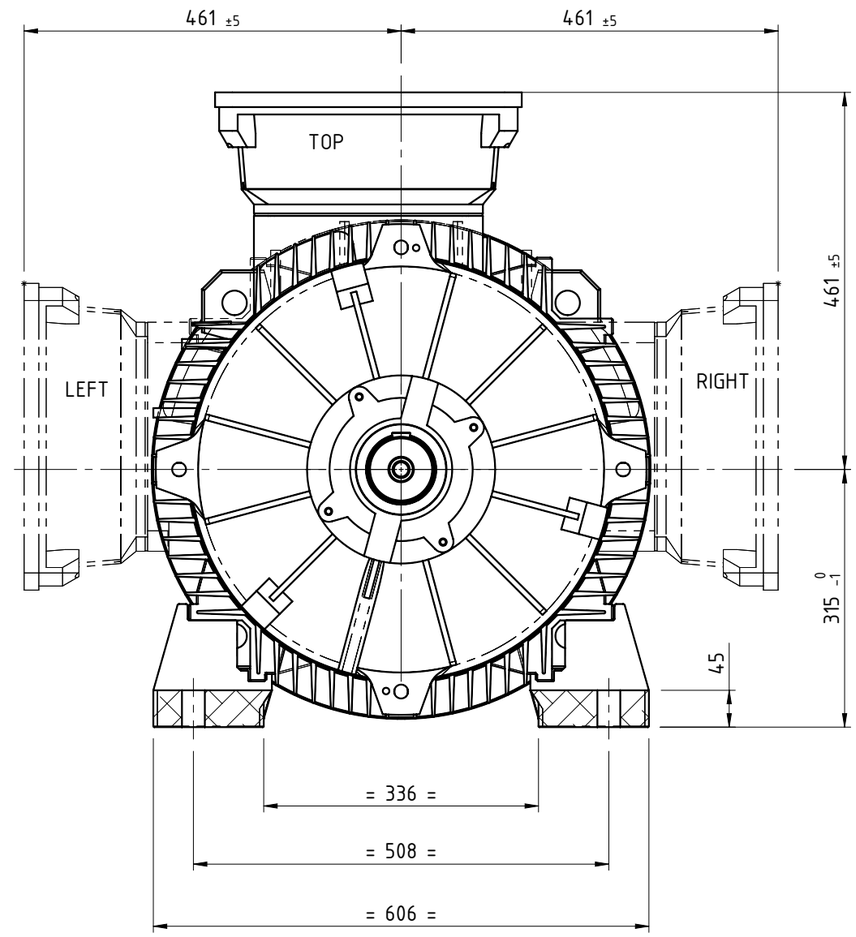

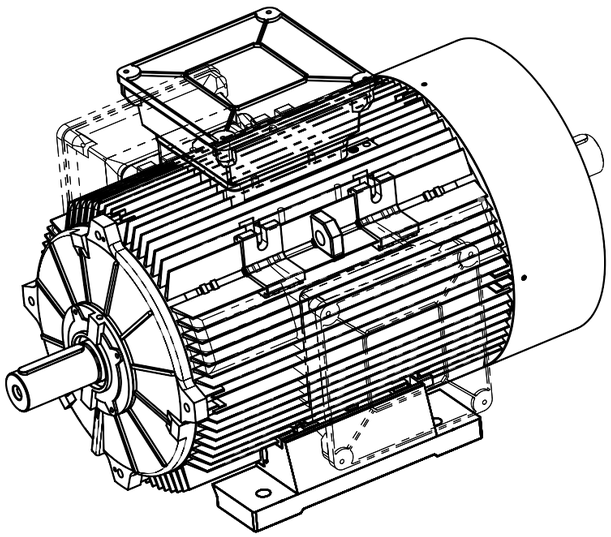

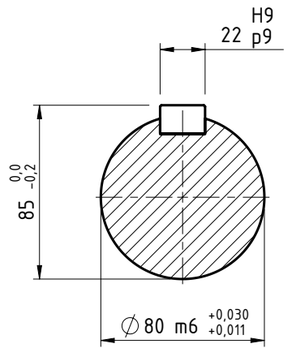

SEZIONE A-A
SECTION A-A
SCALA 1 : 3
SCALE 1 : 3

REMARK:
- TERMINAL BOX CAN BE ROTATED BY 90°-180°-270° RESPECT TO THE POSITION INDICATED AT DRAWING

NOTA:
- LA COPRIMORSETTIERA PUO' ESSERE RUOTATA DI 90°-180°-270° RISPETTO ALLA POSIZIONE INDICATA

Le informazioni contenute in questo disegno sono confidenziali. Tutti i diritti sono riservati. Non è possibile divulgare, riprodurre, archiviare o trasmettere questo documento o parte dello stesso a terzi in qualsiasi forma senza il preventivo consenso scritto del proprietario ELECTRO ADDA.
The informations in this drawing are confidential.All rights reserved. Neither the whole nor any part of this document may be disclosed to any third part or reproduced, stored or trasmitted in any form without the prior written consent of the copyright owner ELECTRO ADDA

ELECTRO ADDA®
Electro Adda S.p.A.
www.electroadda.com - info@electroadda.com

CLIENTE/CLIENT -

TIPO/TYPE CA 315 S - B3 - IC411
4-6-8 POLI (POLES)
DISEGNO DI INGOMBRO (OVERAL DIM. DRW)

Tolleranze generiche per lavorazioni meccaniche secondo UNI 22768/1-mK
Mechanical Tolerances according to UNI 22768/1-mK

Materiale *Material*	-	Massa (Kg) *Mass (Kg)*	-	Foglio *Format sheet*	1-1	A3
Scala *Scale*	1:7.5	Data *Date*	26/08/2024	Emesso da *Emitted by*	MA	Controllato da *Checked by* GLS	Approvato da *Approved by* GLS
Rif. Ref.	-	DIS.N° DRW N°	A40750W	REV. REV.	00	

297mm×420mm

E:\EA3D\MODELLI SOLIDI\MOTORI SERIE C\CONFIGURATORE\315 S\B3\