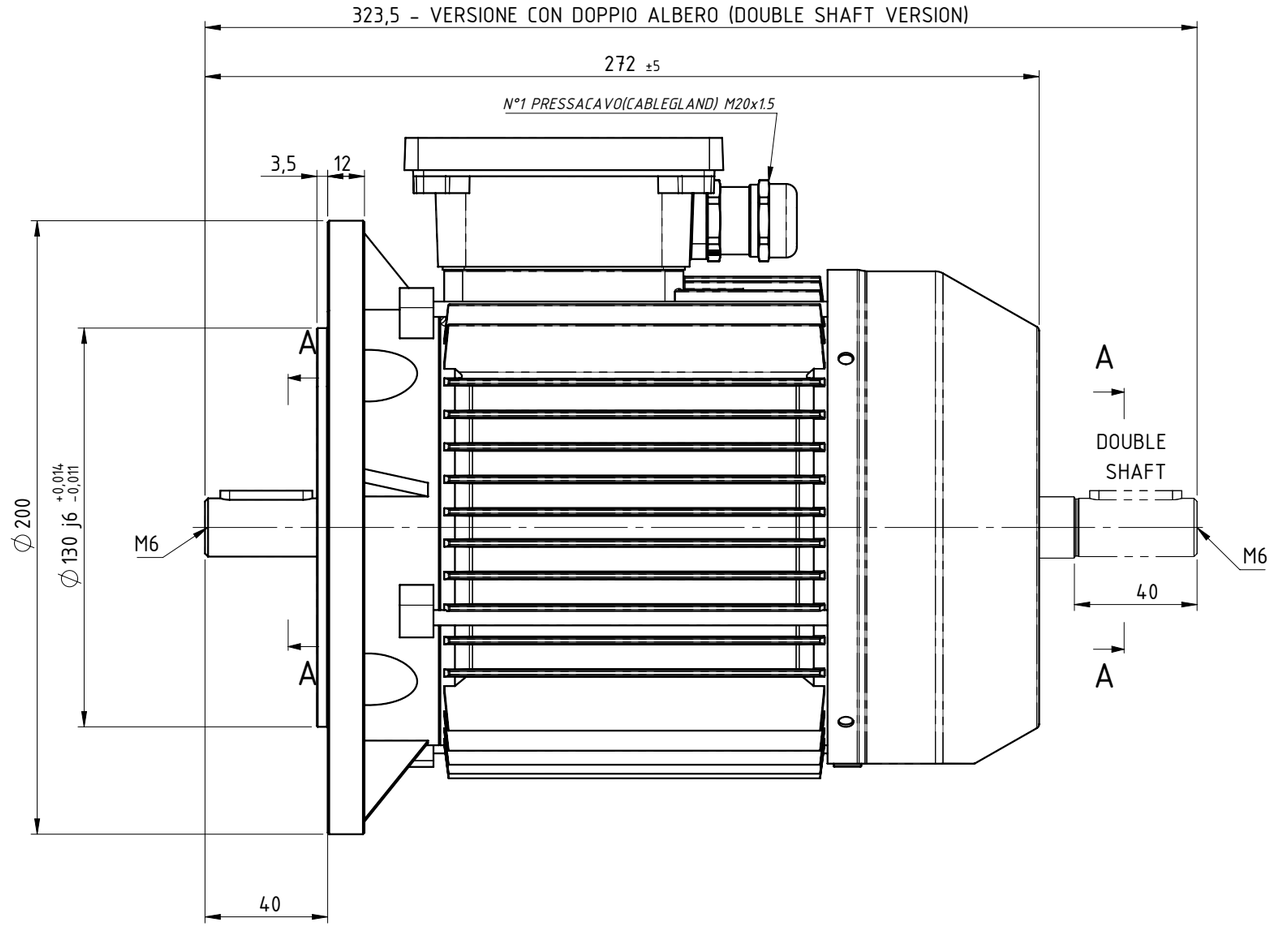


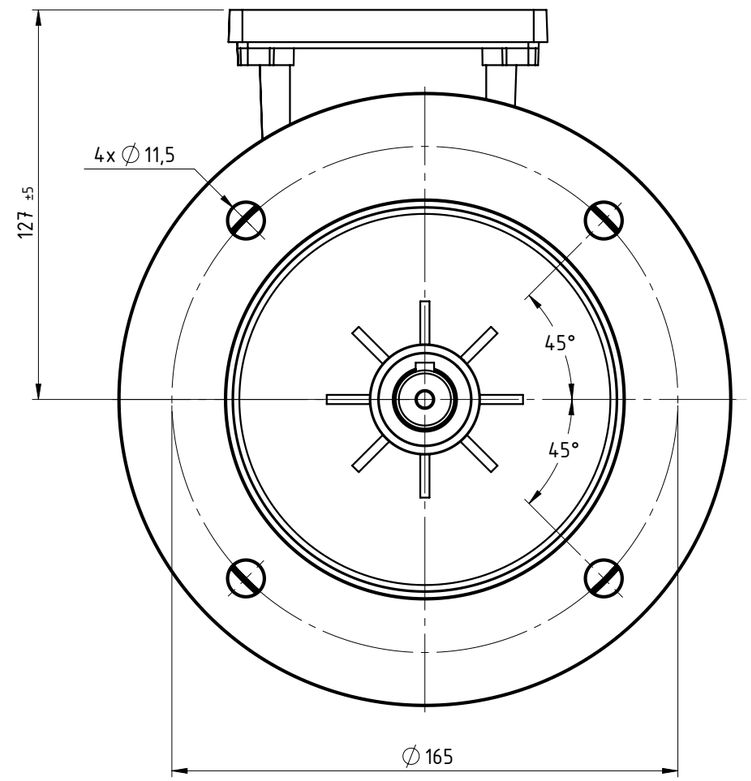


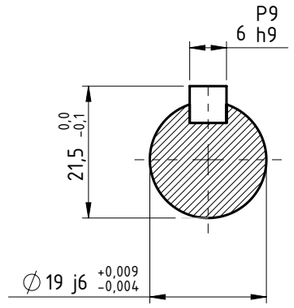


SEZIONE A-A
SECTION A-A
SCALA 1 : 1
SCALE 1 : 1

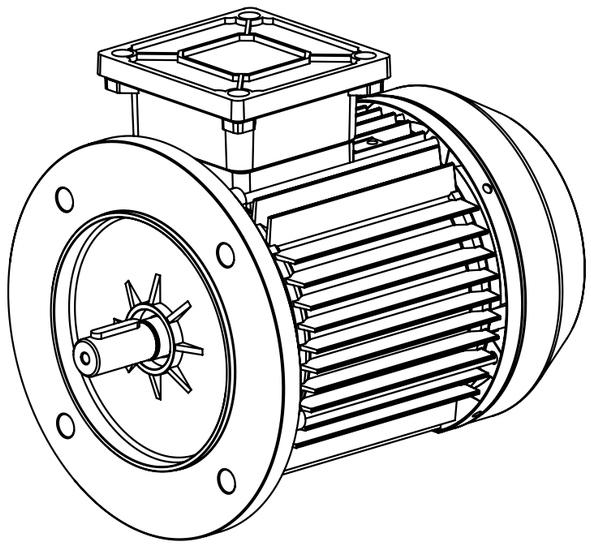

*REMARK:*
*- TERMINAL BOX CAN BE ROTATED BY 90°-180°-270° RESPECT TO THE POSITION INDICATED AT DRAWING*

*NOTA:*
*- LA COPRIMORSETTIERA PUO' ESSERE RUOTATA DI 90°-180°-270° RISPETTO ALLA POSIZIONE INDICATA*

*Le informazioni contenute in questo disegno sono confidenziali. Tutti i diritti sono riservati. Non è possibile divulgare, riprodurre, archiviare o trasmettere questo documento o parte dello stesso a terzi in qualsiasi forma senza il preventivo consenso scritto del proprietario ELECTRO ADDA.*
*The informations in this drawing are confidential.All rights reserved. Neither the whole nor any part of this document may be disclosed to any third part or reproduced, stored or trasnmitted in any form without the prior written consent of the copyright owner ELECTRO ADDA.*

ELECTRO ADDA®
Electro Adda S.p.A.
www.electroadda.com - info@electroadda.com

| | |
|---|---|
| CLIENTE/CLIENT | - |
| TIPO/TYPE | FCA 80 - B5 - IC411 |
| | 2/4/6/8 POLI (POLES) |
| | DISEGNO DI INGOMBRO (OVERAL DIM. DRW) |

Tolleranze generiche per lavorazioni meccaniche secondo UNI 22768/1-mK
*Mechanical Tolerances according to UNI 22768/1-mK*

| | | | | | | | | | |
|---|---|---|---|---|---|---|---|---|---|
| Materiale *Material* | - | | | Massa (Kg) *Mass (Kg)* | - | Foglio *Format sheet* | 1-1 | A3 | |
| Scala *Scale* | 1:2 | Data *Date* | 09/10/2024 | Emesso da *Emitted by* | MA | Controllato da *Checked by* | GLS | Approvato da *Approved by* | GLS |
| | | Rif. Ref. | - | DIS.N° DRW N° | A40861W | REV. REV. | 00 | | |

297mm*420mm

E:\EA3D\MODELLI SOLIDI\MOTORI SERIE C\CONFIGURATORE\080\B5\